

Math Tips

Research has shown that student exposure to technology and the understanding of technology applications as problem-solving tools have a direct correlation with success in core-curriculum areas and standardized testing, particularly in the areas of reading, language arts, and math.¹ Below are some EasyTech units that help students integrate technology while gaining important math skills.

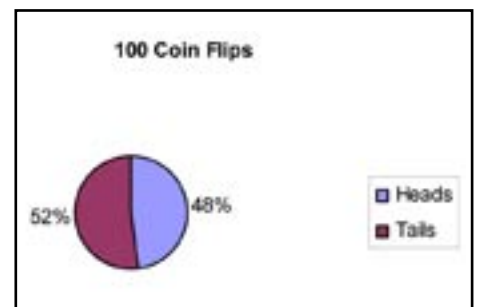
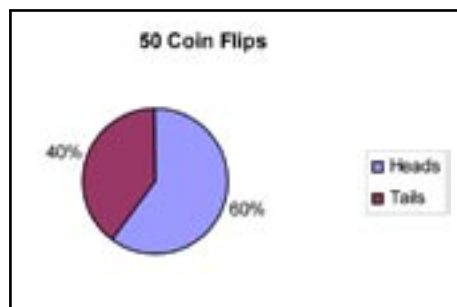
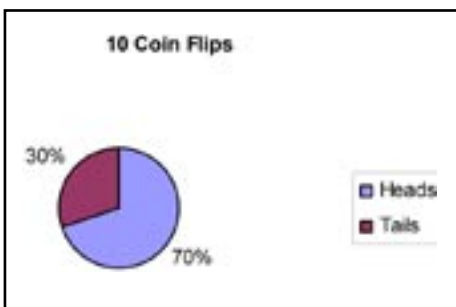
USING EASYTECH IN MATH

These curriculum resources focus on the use of tables and graphs for mathematic functions, fractions, formulas, probability, measurement, and application of mathematics concepts to real life situations.

Grades 3-5

GRAPHING IN SPREADSHEETS UNIT:

- L** Pie Charts Lesson
- A** Coin Toss Probability Activity
- L** Bar Graphs Lesson
- A** Classroom Measurements Activity



Coin Toss Probability Activity

¹ Cliff Green (principal author). The Idaho Technology Initiative: An Accountability Report to the Idaho Legislature, Executive Summary, 1999.

Grades 4-5

FORMULAS IN SPREADSHEETS UNIT:

- L** Adding and Subtracting Lesson
- A** Bake Sale Spreadsheet Activity
- L** Multiplying and Dividing Lesson
- A** Grocery Store Spreadsheet Activity
- A** Copying Formulas and Functions Lesson

Here is a model of a spreadsheet:

	A	B	C	D
1	Item	Price	Amount	Total per Item
2	Lettuce	\$1.35	2	=B2*C2
3	Bread	\$1.67	4	=B3*C3
4	Cheese	\$4.98	3	=B4*C4
5	Potatoes (lb.)	\$.89	14	=B5*C5
6	Milk	\$2.37	2	=B6*C6
7	Cereal	\$3.99	2	=B7*C7
8	Totals:			

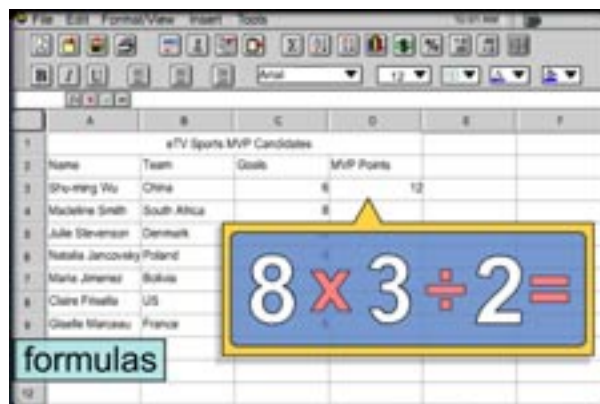
Item	Price	Amount	Total per Item
Lettuce	\$ 1.35	2	\$ 2.70
Bread	\$ 1.67	4	\$ 6.68
Cheese	\$ 4.98	3	\$ 14.94
Potatoes (lb.)	\$ 0.89	14	\$ 12.46
Milk	\$ 2.37	2	\$ 4.74
Cereal	\$ 3.99	2	\$ 7.98
Totals:		27	\$ 49.50

Grades 6-8

Grocery Store Spreadsheet

SPREADSHEET SOFTWARE UNIT:

- L** Parts and Navigation Lesson
- A** Weather Spreadsheet Activity
- L** Basic Formatting Lesson
- A** Basketball Budget Spreadsheet Activity
- L** Charts and Graphs Lesson
- A** Endangered Mammals Bar Graph Activity
- A** Earthquake Line Graph Activity
- A** Number Cube Probability Activity
- L** Formulas Lesson
- A** School Supplies Spreadsheet Activity
- L** Functions, Copy, and Paste Lesson
- A** Orchestra Inventory Activity



Formulas Lesson